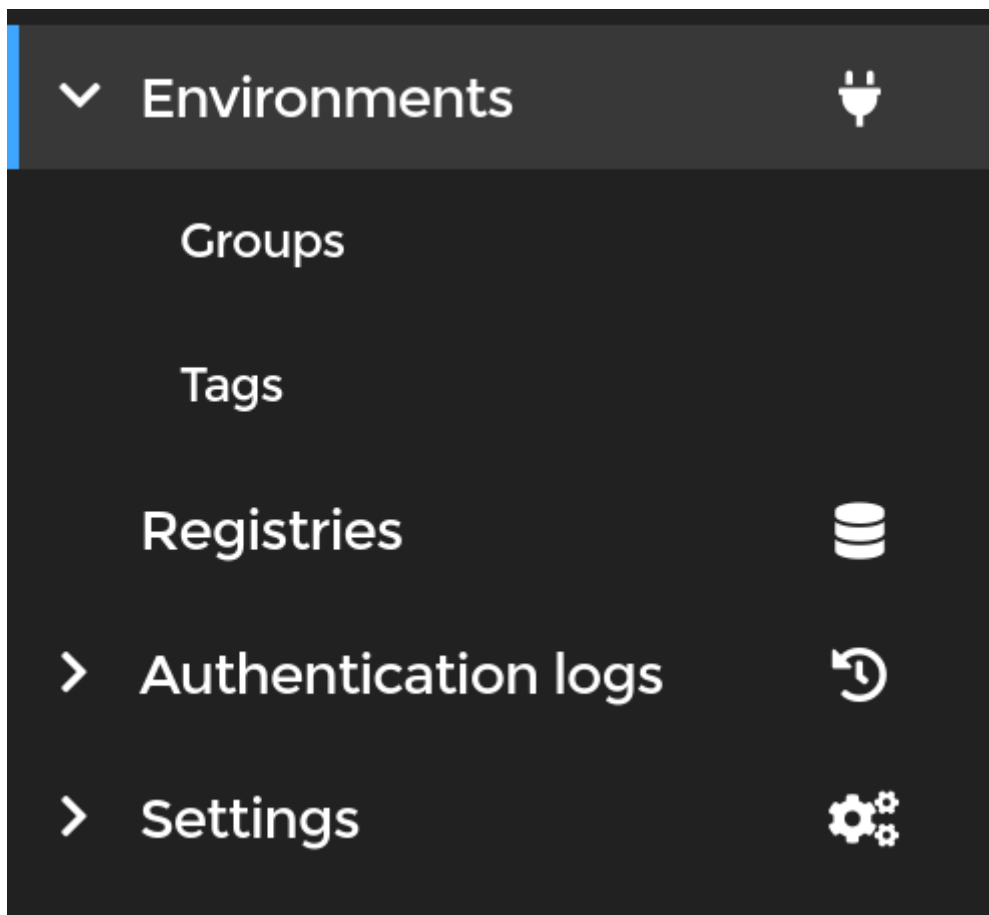



Portainer Environment Configuration


On the left side menu of Portainer click on the environment tab to add a new environment.




Under Enviroment type click on Docker




Environment type

**Agent**
Portainer agent

**Edge Agent**
Portainer Edge agent

**Docker**
Directly connect to the Docker API

Fill out the name and the "Environment URL" as follows

Name	Graylog
Connect via socket	<input type="checkbox"/>
Environment URL 	192.168.2.247:2375
Public IP 	e.g. 10.0.0.10 or mydocker.mydomain.com
TLS 	<input type="checkbox"/>

We are not using TLS on this, since it is not a production setup so we can skip it.

Revision #2

Created 7 June 2023 00:37:25 by Kory

Updated 10 June 2023 20:51:59 by Kory